


South African Maritime Safety Authority



Ref: SM 1/5/2/26/1
SM 6/5/2/1
Date: 26 May 2000

MARINE NOTICE No. 14 OF 2000

TO OWNERS AND MASTERS OF ALL SOUTH AFRICAN FISHING VESSELS, NAVAL ARCHITECTS, SHIPBUILDERS, PRINCIPAL OFFICERS AND SURVEYORS.

SPACES TO BE INCLUDED IN THE MEASUREMENT OF TONNAGE IN RESPECT OF SHELTERS AND OTHER ERECTIONS FITTED ON FISHING VESSELS TO WHICH THE TONNAGE REGULATIONS 1986 APPLY AND RELATED MATTERS.

1. This Marine Notice exempts South African fishing vessels, operating locally and having fitted on the main deck a *shelter*, from complying with the Tonnage Regulations in respect of including the volume of the shelter in the vessel's gross tonnage. In addition, this Marine Notice provides a guideline to the South African fishing industry on the volume of space in a shelter and/or forecastle that is to be included in the tonnage computation.
2. A vessel's tonnage is calculated by taking the aggregate of all *enclosed* spaces and deducting therefrom any spaces which may be considered as *excluded* spaces.

Enclosed spaces means all those spaces which are bounded by the ship's hull, by fixed or portable partitions or bulkheads, by decks or coverings other than permanent or movable awnings. No break in a deck, nor any opening in the ship's hull, or in a deck or in a covering of a space, or in the partitions or bulkheads of a space, nor the absence of a partition or bulkhead, shall preclude a space from being included in the enclosed space.

Part of the enclosed spaces defined above may be excluded from the enclosed spaces used in the calculation of gross tonnage provided that they satisfy the requirements defined under the definition of *excluded spaces* in Regulation 2 of the Tonnage Regulations.

A *shelter* is the space under a deck or covering open to the weather and supported by extending the ship's side vertically on one side and by stanchions on the opposite side.

Safe Ships - Clean Seas
P O Box 13186, HATFIELD, 0028, SOUTH AFRICA.
Tel: +27 12 342 3049 Fax: +27 12 342 3160

BOARD MEMBERS

Prof H Staniland (Chair), Ms N N Gobodo (Vice-Chair), Dr P J van Aswegen, Mr T C Dlamini, Capt O Grapow,
Capt B R Watt (Chief Executive Officer)

A *closed shelter* is the space serving as protection against the sea to access into an accommodation or engine room having open ends bounded by the vertical extension of the ship's side, the side of a deck house and the covering over it.

An *open whaleback/forecastle* is one in which the end opening extends from deck to deck, except for a curtain plate not exceeding the depth of the adjoining deck beams by more than 25 mm and having a breadth equal to or greater than 90% of the breadth of the deck at the line of the opening.

A *closed whaleback/forecastle* is one having a bulkhead across the after end of the forecastle making the space weathertight or one having an end opening the breadth of which is less than 90% of the breadth of the deck at the line of the opening.

A whaleback or forecastle is considered to extend as far aft as where the symmetry of its deck and that of the ship's side about the centreline, ends.

3. For the guidance of the industry, the following defines volumes that may be included or excluded for the gross tonnage:-

(a) a *shelter* extending inboard effectively no further than the ship's longitudinal centre line. The space under the shelter shall be an excluded space. If the shelter extends effectively beyond the centre line, 50% of the total space under the shelter shall be included in the aggregate of enclosed spaces;

(b) a *shelter* adjoining any whaleback/forecastle where the shelter does not extend further inboard than the ship's longitudinal centre line. The space under the shelter shall be excluded from the aggregate of enclosed spaces, except that;

(i) the total enclosed space under a **CLOSED** whaleback/forecastle, or

(ii) part of the enclosed space as prescribed in Regulation 2(a)(ii) of the Tonnage Regulations under an **OPEN** whaleback/forecastle,

shall be included in the aggregate of enclosed spaces for the calculation of gross tonnage;

(c) a *shelter*, extending effectively beyond the longitudinal centre line, which adjoins any whaleback/forecastle. The total space under the whaleback/forecastle and the shelter shall be taken as an enclosed space from which shall be excluded that part under the shelter extending half of the breadth forward from the after end of the shelter. The breadth shall be taken the breadth of the deck at the after end of the shelter;

(d) the space between any fixed or portable partition or bulkhead fitted along the open side and the corresponding ship's side of a shelter shall be included in the volume of enclosed spaces;

(e) the portability or otherwise of the shipside bulkhead or partition of a *shelter* will not result in any increase of the space to be excluded;

(f) a *closed shelter*. The space under a closed shelter as defined in paragraph 2 above, shall be excluded. However, a closed shelter having permanent or temporary means of closing at

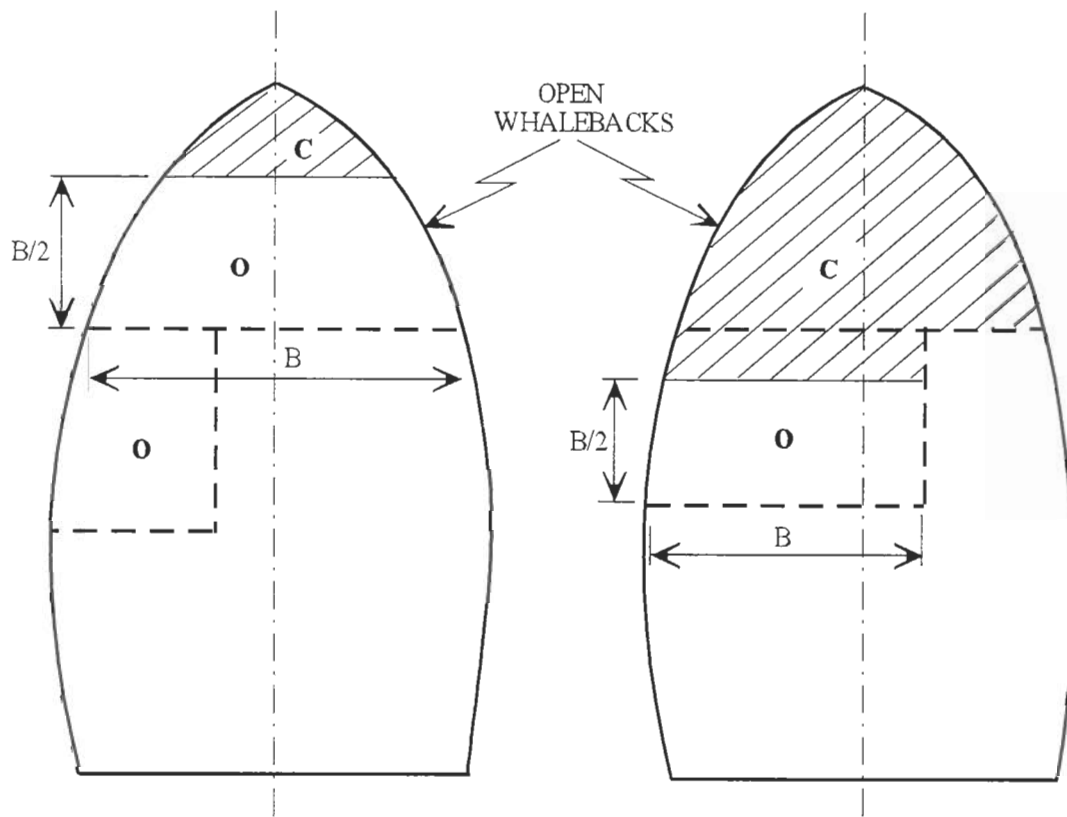
either end shall be treated as an enclosed space if the length of such space is greater than than twice its mean breadth; and

(g) any of the above excluded spaces which are fitted with shelves or other means for securing cargo or stores, or the openings of which are fitted with means of closure, or the construction of which allows the closing of the openings shall be treated as enclosed spaces.

4. The exemption provided for in this Marine Notice is in accordance with the provisions of Section 4(cA) of the merchant Shipping Act, Act 57 of 1951. It is applicable to South African fishing vessels operating locally and the spaces under shelters will be limited to the measurement of tonnage for a Local Tonnage Certificate only.
5. Skippers and owners are reminded of the necessity of ensuring:-
 - (a) that drawings in respect of alterations to build a shelter must be approved before construction commences;
 - (b) that changes in the vessel's stability are established and given due consideration as prescribed in the appropriate regulations;
 - (c) proper visibility from the vessels steering/conning position. The deck forming the covering of the shelter is not to be used as a storage space for fishing gear if it restricts visibility from the steering/conning position; and
 - (b) that freeing ports or drainage arrangements in the shelter(s) are kept clear and in proper working order at all times.

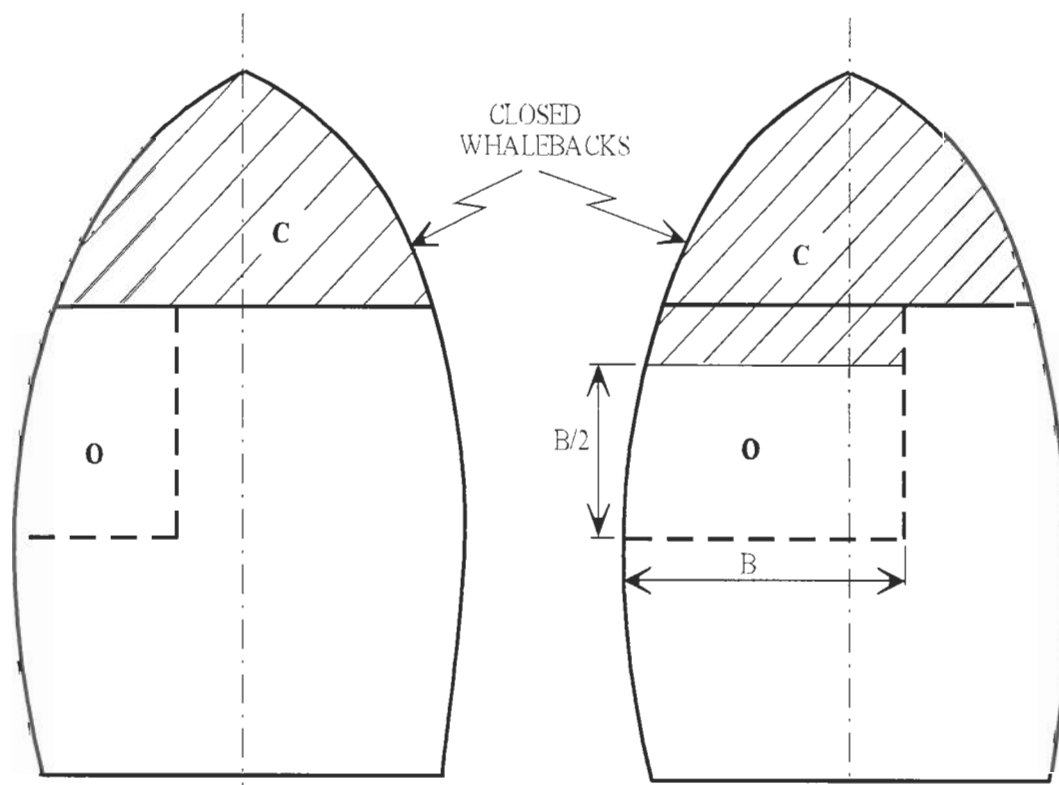


E T BEDDY
ACTING CHIEF EXECUTIVE OFFICER



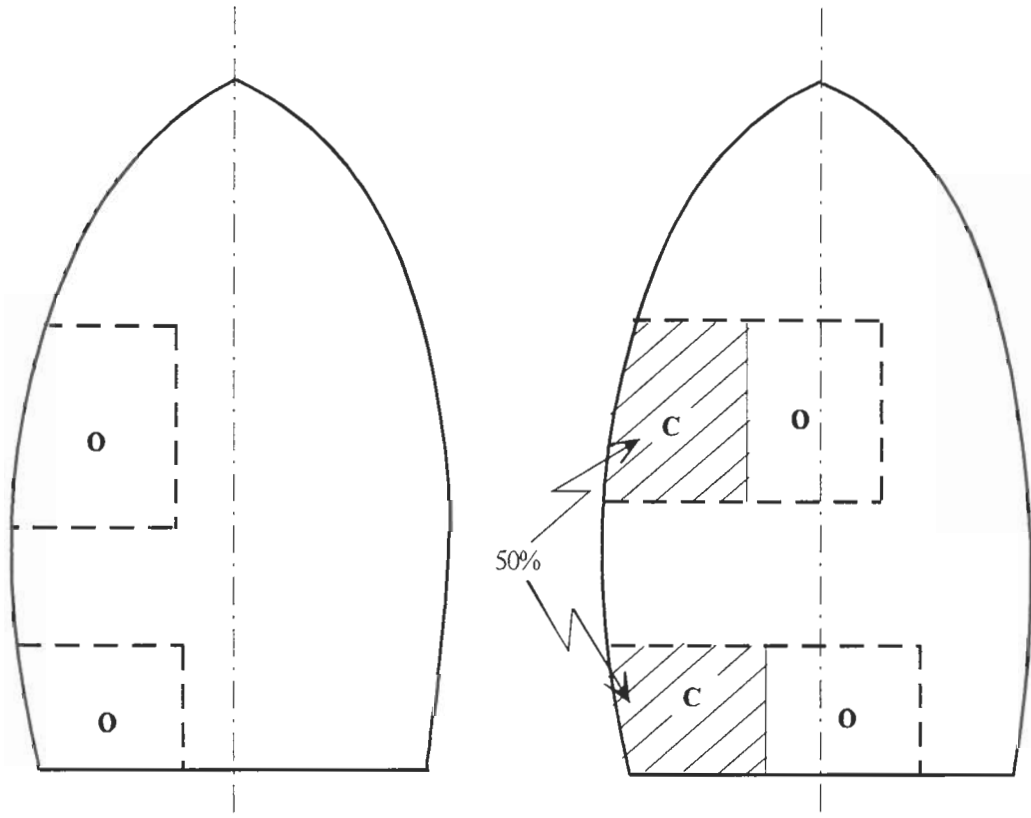
Paragraph 3b

Paragraph 3c

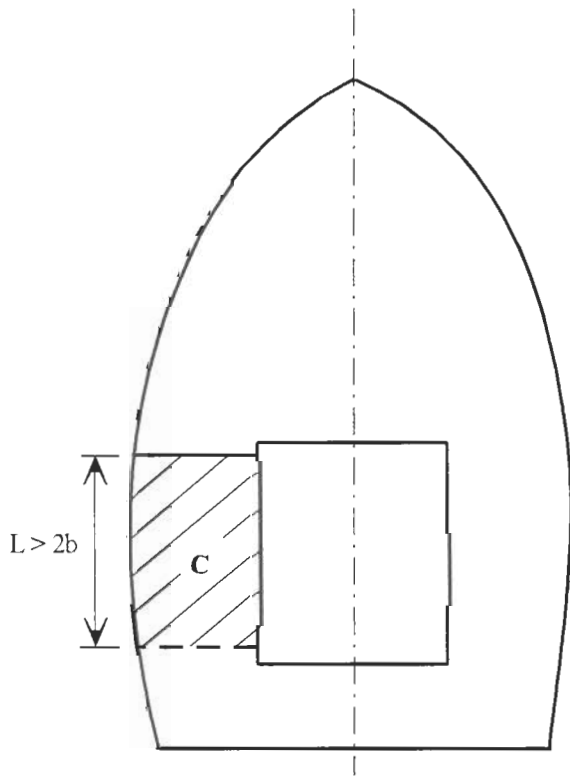


Paragraph 3b

Paragraph 3c



Paragraph 3a



Paragraph 3(f)

KEY

C - Enclosed Space

O - Excluded Space

- - - - Space bounded with means of temporary or permanent closure.

----- Boundary of space open. Supported by stanchions.